

connect

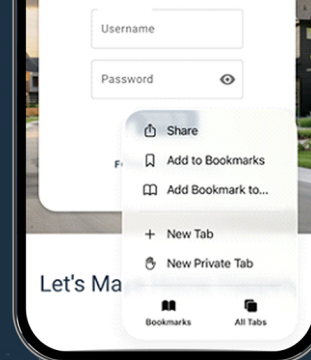
HOW TO SAVE GMFS CONNECT AS AN APP

OPEN SAFARI &
NAVIGATE



Open the native Safari app on your iPhone and type connect.gmfspartners.com into the address bar.

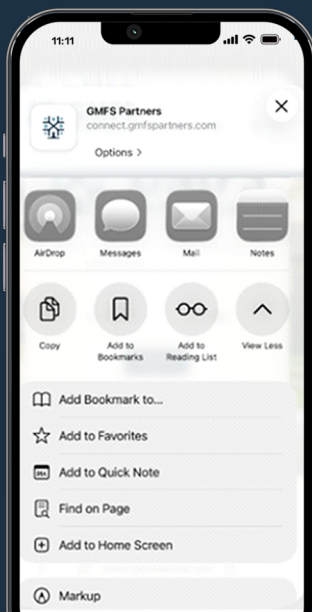
GMFS
PARTNERS



OPEN THE SHARE
MENU

At the bottom of the screen, you will see the More Options icon (or the "three dots" menu). Tap the Share icon (the square with an arrow pointing up) located in the center of the bottom navigation bar.


NAME AND SAVE
THE SHORTCUT



Tap Add to Home Screen. A prompt will appear where you can customize the icon text. Type a clean name like "GMFS Connect" and tap Add

ACCESS FROM
YOUR HOME
SCREEN

The portal link will now sit directly on your home screen, functioning exactly like a mobile app. You can edit your home screen and move this new "App" to anywhere on your home screen or folder you would like.



GMFS | PARTNERS